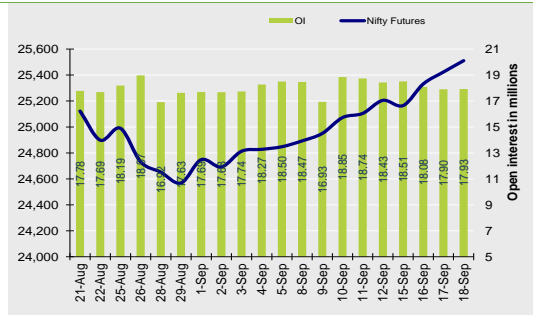


Nifty Snapshot

	Close	Prv Cl.	Ab chg	% chg
Spot	25,423.60	25,330.25	93.35	0.37
Futures	25,510.90	25,423.40	87.50	0.34
Oil(ml shr)	17.93	17.90	0.03	0.15
Vol (lots)	66221	53560	12661	23.64
COC	87.30	93.15	-5.85	-6.3
PCR-OI	1.16	1.21	-0.05	-4.4

Nifty Futures Price v/s OI



Institutional Activity in previous trading session

(in Rs cr.)	Buy	Sell	Net
Index Futures	4180.42	2833.19	1347.23
Index Options	943177.08	932377.49	10799.59
Stock Futures	17920.30	17697.72	222.58
Stock Options	31710.19	31215.04	495.15
FII Cash	11,838.11	11,471.42	366.69
DII Cash	14,451.22	11,124.66	3,326.56

Net FII Activity (in Rs cr.)

Date	Idx Fut	Stk Fut	Idx Opt	Cash
18-Sep	1347.2	222.6	10799.6	367
17-Sep	1708.1	-401.8	-3533.2	-1125
16-Sep	2205.7	797.8	42519.5	308
15-Sep	222.4	-1661.9	-4430.3	-1269
12-Sep	1977.8	1059.3	8573.6	1556
11-Sep	635.6	-2774.9	7294.9	-3472

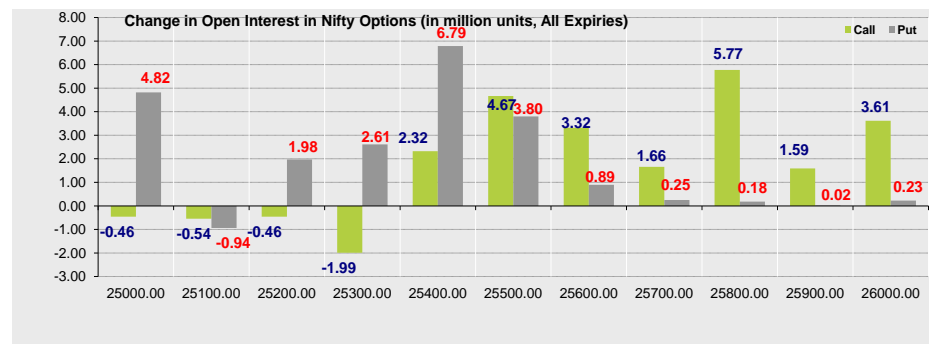
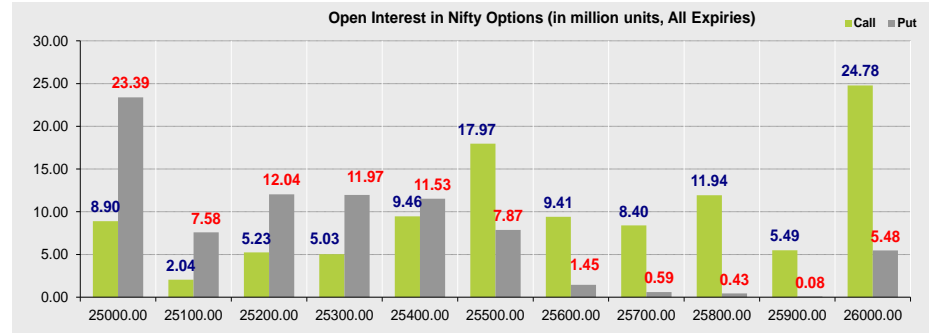
Technical Pivot (Intraday):

	S2	S1	PIVOT	R1	R2
NIFTY	25400	25455	25490	25545	25580
BANKNIFTY	55500	55690	55840	56030	56185

Summary

- Indian markets closed on a flattish note where buying was mainly seen in IT, Pharmaceuticals, Finance. Nifty Sept Futures closed at 25510.90 (up 87.50 points) at a premium of 87.30 pts to spot.
- FII's were net buyers in Cash to the tune of 366.69 Cr and were net buyers in index futures to the tune of 1347.23 Cr.
- India VIX decreased by 3.53% to close at 9.89 touching an intraday high of 10.25.

Open Interest in Nifty Options:



- The above second chart shows previous trading day's change in Nifty options where Additions in OI were seen in 25800, 25700, 25600, 25500 strike Calls and at 25000, 25200, 25300, 25400 strike Puts indicating market is likely to remain range bound in the near term.
- Highest OI build-up is seen at 26000 strike Calls and 25000 strike Puts, to the tune of 24.78mn and 23.39mn respectively.

Outlook on Nifty:

Index is likely to open on a flattish note today and is likely to remain range bound during the day.

(Price is in Rs; OI is in million units; Price chg and OI chg are in percentage) **NB RESEARCH**

Fresh Longs seen in:

Scrip	Price	Price chg	OI	OI Chg
MANKIND	2650.2	2.8	1.9	17.2
IEX	149.3	0.3	54.5	17.1
HFCL	78.0	3.7	121.3	15.1

Short Covering seen in:

Scrip	Price	Price chg	OI	OI Chg
FINNIFTY	26751.8	0.3	0.1	-6.1
BANKNIFTY	55879.6	0.3	2.4	-5.6
COFORGE	1827.9	1.5	10.3	-3.6

Fresh Shorts seen in:

Scrip	Price	Price chg	OI	OI Chg
INDIANB	697.8	-1.2	7.4	17.9
SBICARD	881.1	-1.0	16.3	11.4
PIIND	3712.4	-1.3	2.0	6.1

Long Unwinding seen in:

Scrip	Price	Price chg	OI	OI Chg
SBIN	856.0	-0.5	103.5	-2.6
MAZDOCK	2987.8	-0.5	3.3	-1.8
FEDERALBNK	198.9	-0.2	93.7	-1.8

NIFTY50 Options OI (CE OI = Resistance) (PE OI = Support)

Symbol	Highest CE OI	Highest PE OI	CMP
ADANIENT	2400	2400	2413
ADANIPTS	1420	1400	1417
APOLLOHOSP	7900	7900	7882
ASIANPAINT	2600	2500	2484
AXISBANK	1120	1100	1135
BAJAJ-AUTO	9500	9000	9072
BAJAJFINSV	2100	2000	2076
BAJFINANCE	1000	900	1001
BEL	420	400	412
BHARTIARTL	1920	1900	1948
CIPLA	1600	1560	1585
COALINDIA	400	390	394
DRREDDY	1300	1300	1317
EICHERMOT	7000	6500	6945
ETERNAL	330	320	339
GRASIM	2900	2800	2884
HCLTECH	1500	1420	1496
HDFCBANK	1000	970	979
HDFCLIFE	800	780	785
HINDALCO	760	700	752
HINDUNILVR	2700	2600	2597
ICICIBANK	1430	1400	1426
INDIGO	5800	5700	5729
INFY	1600	1500	1547
ITC	420	410	414

NIFTY50 Options OI (CE OI = Resistance) (PE OI = Support)

Symbol	Highest CE OI	Highest PE OI	CMP
JIOFIN	320	310	318
JSWSTEEL	1200	1000	1126
KOTAKBANK	2000	2000	2058
LT	3600	3600	3701
M&M	3700	3600	3655
MARUTI	16000	15000	15812
MAXHEALTH	1200	1300	1174
NESTLEIND	1220	1200	1211
NTPC	340	320	338
ONGC	240	235	237
POWERGRID	290	280	290
RELIANCE	1500	1400	1419
SBILIFE	1840	1800	1830
SBIN	860	820	856
SHRIRAMFIN	630	600	630
SUNPHARMA	1620	1600	1654
TATACONSUM	1200	1100	1134
TATAMOTORS	720	700	714
TATASTEEL	175	160	173
TCS	3200	3000	3183
TECHM	1580	1480	1556
TITAN	3600	3600	3521
TRENT	5500	5200	5168
ULTRACEMCO	13000	12000	12668
WIPRO	260	250	257

OI against MWPL				
Symbol	MWPL	Open Interest	Limit for next day	% OI
HFCL	197306132	193338750	Ban	98%
ANGELONE	12863513	10949000	Ban	85%
SAMMAANCAP	163102628	138417000	16530496	85%
TITAGARH	16037381	13434975	1800536	84%
PNBHOUSING	37416542	30184700	5361014	81%
RBLBANK	121801958	97640775	Ban	80%
OFSS	4769908	3769425	761987	79%
LICHSGFIN	60244101	47435000	9796895	79%
NATIONALUM	178967755	139837500	30181867	78%
BANDHANBNK	190337283	142455600	38364818	75%
NMDC	689383367	514944000	139970198	75%
SAIL	289148547	199228300	75462819	69%
INDUSINDBK	125074379	83919500	34901160	67%
CDSL	35530000	23430800	10322700	66%
PNB	687763516	453024000	200351340	66%
LTF	169036274	111117186	49467274	66%
MCX	10180563	6644125	3027409	65%
KALYANKJIL	76736012	49552100	23347111	65%
TATAELXSI	6987155	4496700	2141097	64%
BSE	64513850	41020500	20267657	64%
CANBK	672420574	426660750	212138795	63%
ABCAPITAL	163088564	103409800	51524335	63%
TATACHEM	31600651	19680050	10340568	62%
UPL	112304777	68591455	38098083	61%
IDEA	16128051291	9835102950	5486545776	61%
HUDCO	100095000	60703125	34387125	61%
EXIDEIND	91809066	55598400	31620212	61%
RVNL	113255281	68345750	39246766	60%
IEX	177860058	105795000	63172055	59%
PGEL	31863579	18710300	11560100	59%
BDL	18382289	10593700	6869474	58%
BANKBARODA	372635498	214662825	139340898	58%
TATATECH	36328758	20468000	14044320	56%

[illegible]

Derivative Recommendations:

Stock Name	Call (Buy/Sell)	Entry price	Targets	Stop Loss	Duration	Status
HFCL Future	Buy	78.5	87	74	1-2 Days	Open
CIPLA 1580CE	Buy	22.7	30	17	1-2 Days	Open

FROM THE EQUITY DERIVATIVE DESK:

NIRAV HARISH CHHEDA
AVP - DERIVATIVES AND TECHNICAL RESEARCH
E-Mail: nirav.chheda@nirmalbang.com
Tel no: 6273-8199/8000

AMIT BHUPTANI
SNR.DERIVATIVES AND TECHNICAL RESEARCH ANALYST
E-Mail: amit.bhuptani@nirmalbang.com
Tel no: 6273-8242/8000

DISCLOSURES

Research Reports that are published by Nirmal Bang Securities Private Limited (hereinafter referred to as "NBSPL") are for private circulation only. NBSPL is a registered Research Analyst under SEBI (Research Analyst) Regulations, 2014 having Registration no. INH000001766. NBSPL is also a registered Stock Broker with National Stock Exchange of India Limited, BSE Limited, Metropolitan Stock Exchange of India Limited, Multi Commodity Exchange of India Limited, National Commodity and Derivative Exchange Limited and Indian Commodity Exchange Limited in cash and Equity and Commodities derivatives segments.

NBSPL has other business divisions with independent research teams separated by Chinese walls, and therefore may, at times, have different or contrary views on stocks and markets.

NBSPL or its associates have not been debarred / suspended by SEBI or any other regulatory authority for accessing / dealing in securities Market. NBSPL, its associates or analyst or his relatives do not hold any financial interest (Except Investment) in the subject company. NBSPL or its associates or Analyst do not have any conflict or material conflict of interest at the time of publication of the research report with the subject company. NBSPL or its associates or Analyst or his relatives may or may not hold beneficial ownership of 1% or more in the subject company at the end of the month immediately preceding the date of publication of this research report.

NBSPL or its associates / analyst has not received any compensation / managed or co-managed public offering of securities of the company covered by Analyst during the past twelve months. NBSPL or its associates have not received any compensation or other benefits from the company covered by Analyst or third party in connection with the research report. Analyst has not served as an officer, director or employee of Subject Company. NBSPL / analyst has not been engaged in market making activity of the subject company.

Analyst Certification: The research analysts and authors of these reports, hereby certify that the views expressed in this research report accurately reflects my/our personal views about the subject securities, issuers, products, sectors or industries. It is also certified that no part of the compensation of the analyst(s) was, is, or will be directly or indirectly related to the inclusion of specific recommendations or views in this research. The analyst(s) principally responsible for the preparation of this research report and has taken reasonable care to achieve and maintain independence and objectivity in making any recommendations.

DISCLAIMER

This report is for the personal information of the authorized recipient and does not construe to be any investment, legal or taxation advice to you. NBSPL is not soliciting any action based upon it. Nothing in this research shall be construed as a solicitation to buy or sell any security or product, or to engage in or refrain from engaging in any such transaction. In preparing this research, we did not take into account the investment objectives, financial situation and particular needs of the reader.

This research has been prepared for the general use of the clients of NBSPL and must not be copied, either in whole or in part, or distributed or redistributed to any other person in any form. If you are not the intended recipient you must not use or disclose the information in this research in any way. Though disseminated to all the customers simultaneously, not all customers may receive this report at the same time. NBSPL will not treat recipients as customers by virtue of their receiving this report. This report is not directed or intended for distribution to or use by any person or entity resident in a state, country or any jurisdiction, where such distribution, publication, availability or use would be contrary to law, regulation or which would subject NBSPL & its group companies to registration or licensing requirements within such jurisdictions.

The report is based on the information obtained from sources believed to be reliable, but we do not make any representation or warranty that it is accurate, complete or up-to-date and it should not be relied upon as such. We accept no obligation to correct or update the information or opinions in it. NBSPL or any of its affiliates or employees shall not be in any way responsible for any loss or damage that may arise to any person from any inadvertent error in the information contained in this report. NBSPL or any of its affiliates or employees do not provide, at any time, any express or implied warranty of any kind, regarding any matter pertaining to this report, including without limitation the implied warranties of merchantability, fitness for a particular purpose, and non-infringement. The recipients of this report should rely on their own investigations.

This information is subject to change without any prior notice. NBSPL reserves its absolute discretion and right to make or refrain from making modifications and alterations to this statement from time to time. Nevertheless, NBSPL is committed to providing independent and transparent recommendations to its clients, and would be happy to provide information in response to specific client queries.

Before making an investment decision on the basis of this research, the reader needs to consider, with or without the assistance of an adviser, whether the advice is appropriate in light of their particular investment needs, objectives and financial circumstances. There are risks involved in securities trading. The price of securities can and does fluctuate, and an individual security may even become valueless. International investors are reminded of the additional risks inherent in international investments, such as currency fluctuations and international stock market or economic conditions, which may adversely affect the value of the investment. Opinions expressed are subject to change without any notice. Neither the company nor the director or the employees of NBSPL accept any liability whatsoever for any direct, indirect, consequential or other loss arising from any use of this research and/or further communication in relation to this research. Here it may be noted that neither NBSPL, nor its directors, employees, agents or representatives shall be liable for any damages whether direct or indirect, incidental, special or consequential including lost revenue or lost profit that may arise from or in connection with the use of the information contained in this report.

Copyright of this document vests exclusively with NBSPL. Our reports are also available on our website www.nirmalbang.com